

OAKLAND CUSD #5

2ND GRADE
APRIL 13-17, 2020

MICHELLE STRADER

Week April 13th – 17th

Hello!!

Please remember to choose one activity from each of these classes: reading, math and cursive/writing. Then, you can choose an activity from science or social studies. The Time Capsule is an extra activity for you to do and keep at home. Mrs. Webb shared the Time Capsule Activity with her class, and I thought it would be fun, as a memory of the strange year we have had in 2nd grade.

Have a great week and thank you for your hard work from last week!

Mrs. Strader

Week of April 13 -17, 2020

Any directions or instructions listed here. . . .If you have access to Epic!, please leave hard copies for those that do not. **The Time capsule packet is EXTRA. You can keep this a memory from this year.**

Class	Choice 1	Choice 2	Choice 3 (Enrichment)
Reading: Miss Nelson is Missing- Hard copy or it is on Epic	Read story and then fill out venn diagram	Make a wanted poster for Miss Nelson. Don't forget to write discretion, reward and any other valuable information.	Fill out sheet "My teacher is Missing" and then design a missing teacher sign
Math	One round of xtra math	Addition problems	Write and solve 3 story problems. Can make pictures. EX: Mrs. Strader has been home for 25 days. She still went to school 9 days. How many days did she NOT go to school?
cursive	All activities need to be in cursive. Write your families names in cursive.	Write 5 of your classmate's names.	Write all of your classmate's names.
Social Studies	Help mom or dad	Help a neighbor. Draw picture	How I can make a difference? 5

Strader

	around the house without being told. Write a sentence about it.		sentences telling me how you can make a difference in the community?
Science Weekly reader: Code: maphome3 https://sn2.scholastic.com/issues/2019-20/040120.html	Read and answer Questions on last page:	Pick a plant, from weekly reader Draw picture With one interesting fact	Opinion: Which plant do you think is the grossest? Must include 5 sentences. With a main idea sentence.

0-690-11877-3

HARRY ALLARD

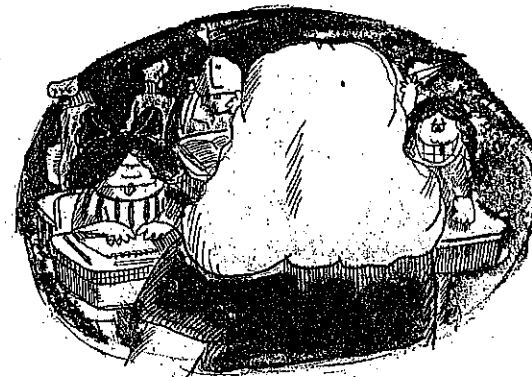


JAMES MARSHALL




The kids in Room 207 were misbehaving again.
Spitballs stuck to the ceiling.
Paper planes whizzed through the air.
They were the worst-behaved class in the whole school.

3



"Now settle down," said Miss Nelson in a sweet voice.

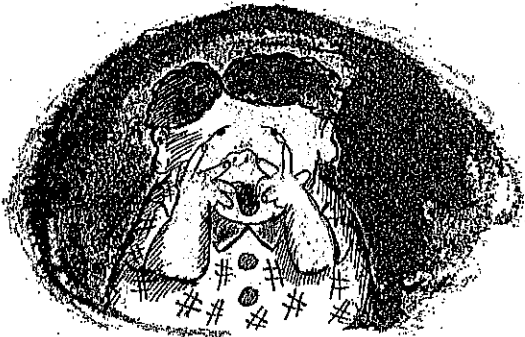


But the class would *not* settle down.

4



They whispered and giggled.




They squirmed and made faces.

5


They were even rude during story hour.



6




And they always refused to do their lessons.



"Something will have to be done," said Miss Nelson.

The next morning Miss Nelson did not come to school.
"Wow!" yelled the kids. "Now we can *really* act up!"
They began to make more spitballs and paper planes.
"Today let's be just terrible!" they said.

"Not so fast!" hissed an unpleasant voice.



21

A woman in an ugly black dress stood before them.

"I am your new teacher, Miss Viola Swamp."

And she rapped the desk with her ruler.

"Where is Miss Nelson?" asked the kids.

"Never mind that!" snapped Miss Swamp. "Open those arithmetic books!"


Miss Nelson's kids did as they were told.




They could see that Miss Swamp was a real witch.



She meant business.



Right away she put them to work.



And she loaded them down with homework.




"We'll have no story hour today," said Miss Swamp.

"Keep your mouths shut," said Miss Swamp.

"Sit perfectly still," said Miss Swamp.


"And if you misbehave, you'll be sorry," said Miss Swamp.

The kids in Room 207 had *never* worked so hard.



Days went by and there was no sign of Miss Nelson.
The kids *missed* Miss Nelson!

15



"Maybe we should try to find her," they said.
Some of them went to the police.

16


Detective McSmogg was assigned to the case.
He listened to their story.

He scratched his chin.

"Hmmm," he said. "Hmmm."

"I think Miss Nelson is missing."

Detective McSmogg would
not be much help.





Other kids went to Miss Nelson's house.

The shades were tightly drawn, and no one answered
the door.


In fact, the only person they *did* see was the wicked
Miss Viola Swamp, coming up the street.

"If she sees us, she'll give us more homework."



They got away just in time.




Maybe something *terrible* happened to Miss Nelson!
"Maybe she was gobbled up by a shark!" said one of the kids.
But that didn't seem likely.



"Maybe Miss Nelson went to Mars!" said another kid.
But that didn't seem likely either.



"I know!" exclaimed one know-it-all. "Maybe Miss Nelson's car was carried off by a swarm of angry butterflies!"
But that was the least likely of all.




The kids in Room 207 became very discouraged.
It seemed that Miss Nelson was never coming back.
And they would be stuck with Miss Viola Swamp forever.
They heard footsteps in the hall.
"Here comes the witch," they whispered.

"Hello, children," someone said in a sweet voice.



27



It was Miss Nelson!

"Did you miss me?" she asked.

"We certainly did!" cried all the kids.

"Where were you?"

"That's my little secret," said Miss Nelson.

"How about a story hour?"


"Oh yes!" cried the kids.

Miss Nelson noticed that during story hour no one was rude or silly.


"What brought about this lovely change?" she asked.

"That's *our* little secret," said the kids.

28



Back home Miss Nelson took off her coat and hung it
in the closet (right next to an ugly black dress).
When it was time for bed she sang a little song.
"I'll never tell," she said to herself with a smile.



31

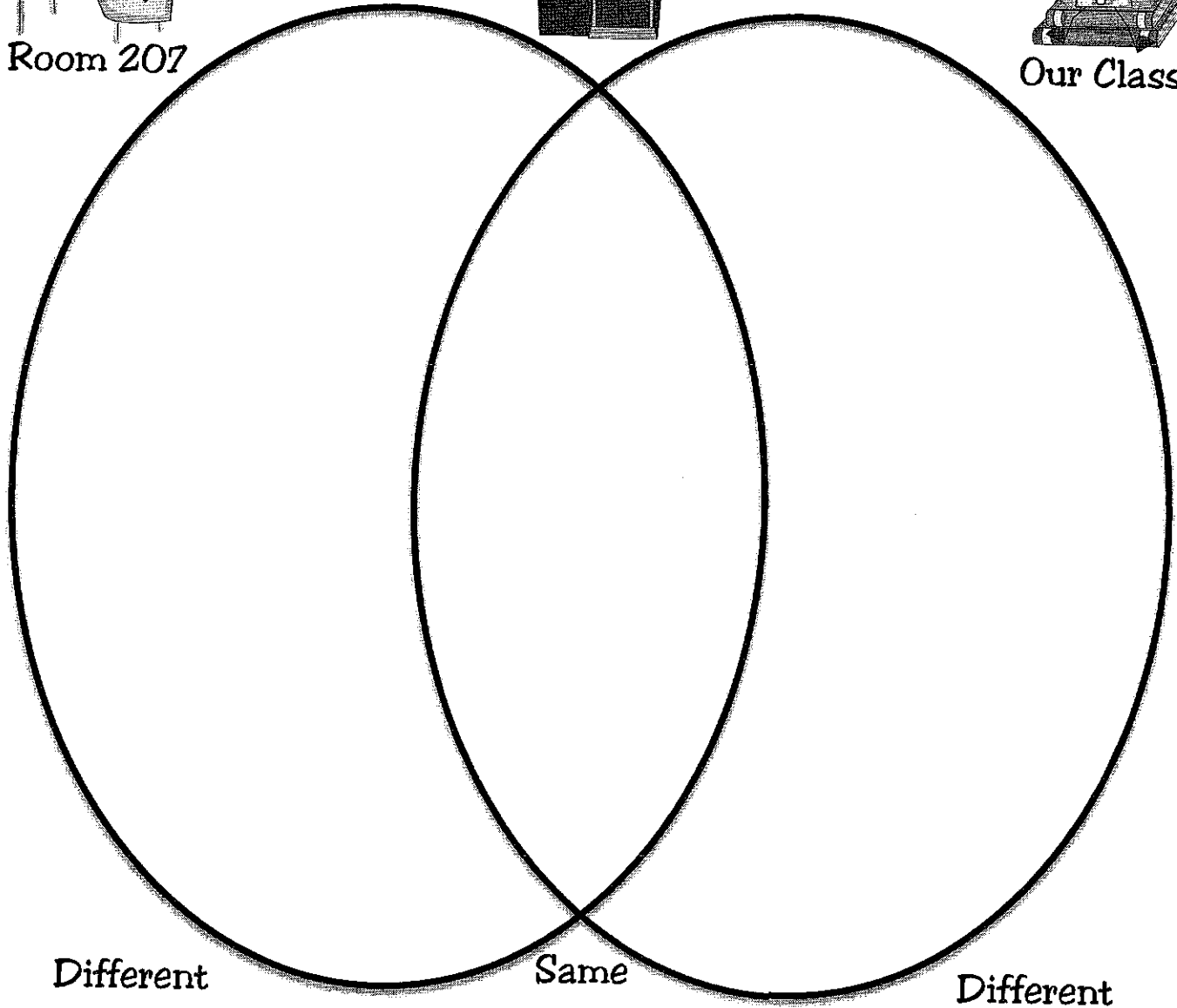





P.S. Detective McSmogg is working on a new case.
He is *now* looking for Miss Viola Swamp.

32

Name _____ Date _____

Venn Diagram: Miss Nelson Is Missing
Compare and contrast Miss Nelson's class in Room 207 with our class. What is the same? What is different?




Name: _____


Date: _____

WANTED: MISS NELSON

Large blank area with horizontal lines for writing.



Name: _____ Date: _____



My Teacher is Missing!

Directions: Write two complete sentences for each of the questions below.

Your teacher is missing! Where do you think that she went?


What do you think she is doing?

When do you think that she will be back?

What is your plan to find her?

Why do you think that she should come back?

Missing Teacher!



Name: _____

Last seen wearing:

Reward: _____

Name

Date



DOUBLE DIGIT ADDITION WITHIN 100 SHEET 1



- Remember to regroup the ones if there are more than 10.

$$\begin{array}{r} 1) \quad 26 \\ + 31 \\ \hline \end{array}$$

$$\begin{array}{r} 2) \quad 36 \\ + 17 \\ \hline \end{array}$$

$$\begin{array}{r} 3) \quad 43 \\ + 41 \\ \hline \end{array}$$

$$\begin{array}{r} 4) \quad 43 \\ + 35 \\ \hline \end{array}$$

$$\begin{array}{r} 5) \quad 27 \\ + 26 \\ \hline \end{array}$$

$$\begin{array}{r} 6) \quad 33 \\ + 29 \\ \hline \end{array}$$

$$\begin{array}{r} 7) \quad 55 \\ + 18 \\ \hline \end{array}$$

$$\begin{array}{r} 8) \quad 45 \\ + 33 \\ \hline \end{array}$$

$$\begin{array}{r} 9) \quad 64 \\ + 28 \\ \hline \end{array}$$

$$\begin{array}{r} 10) \quad 42 \\ + 37 \\ \hline \end{array}$$

$$\begin{array}{r} 11) \quad 29 \\ + 34 \\ \hline \end{array}$$

$$\begin{array}{r} 12) \quad 45 \\ + 52 \\ \hline \end{array}$$

$$\begin{array}{r} 13) \quad 57 \\ + 26 \\ \hline \end{array}$$

$$\begin{array}{r} 14) \quad 36 \\ + 35 \\ \hline \end{array}$$

$$\begin{array}{r} 15) \quad 54 \\ + 28 \\ \hline \end{array}$$

Name

Date



DOUBLE DIGIT ADDITION WITHIN 100 SHEET 4

Remember to regroup the ones into a ten if needed.

1) 39+23

$$\begin{array}{r} 39 \\ + 23 \\ \hline \end{array}$$

2) 25+26

$$\begin{array}{r} + \\ \hline \end{array}$$

3) 46+33

$$\begin{array}{r} + \\ \hline \end{array}$$

4) 37+18

$$\begin{array}{r} + \\ \hline \end{array}$$

5) 37+28

$$\begin{array}{r} + \\ \hline \end{array}$$

6) 52+16

$$\begin{array}{r} + \\ \hline \end{array}$$

7) 28+35

$$\begin{array}{r} + \\ \hline \end{array}$$

8) 54+26

$$\begin{array}{r} + \\ \hline \end{array}$$

9) 47+25

$$\begin{array}{r} + \\ \hline \end{array}$$

10) 28+36

$$\begin{array}{r} + \\ \hline \end{array}$$

11) 47+33

$$\begin{array}{r} + \\ \hline \end{array}$$

12) 56+31

$$\begin{array}{r} + \\ \hline \end{array}$$

13) 72+19

$$\begin{array}{r} + \\ \hline \end{array}$$

14) 57+36

$$\begin{array}{r} + \\ \hline \end{array}$$

15) 47+43

$$\begin{array}{r} + \\ \hline \end{array}$$

16) 65+29

$$\begin{array}{r} + \\ \hline \end{array}$$




 SCHOLASTIC

Watch our video about
plants at
www.scholastic.com/sn2

NEWS ^{edition} 2

This Plant STINKS!



Corpse
Flower

Roses are red.
Tulips smell sweet.
This giant plant
stinks like old meat!

This flower smells bad,
and it's not the only one!
Turn the page to learn
about three gross plants.

My name _____

World's Grossest Plants

As You Read

Think about what helps each gross plant survive.

Our world is full of incredible plants. Some of them smell wonderful. Some of them look beautiful. And some of them are just *gross*.

We've found three of the world's grossest plants. Learn all about them... if you dare!

Stinky Plant

The rafflesia (ruh-FLEE-zuh) plant is big, red, bumpy, and *stinky*. It smells

like rotten meat! That smell might sound gross to you. But not everyone feels that way.

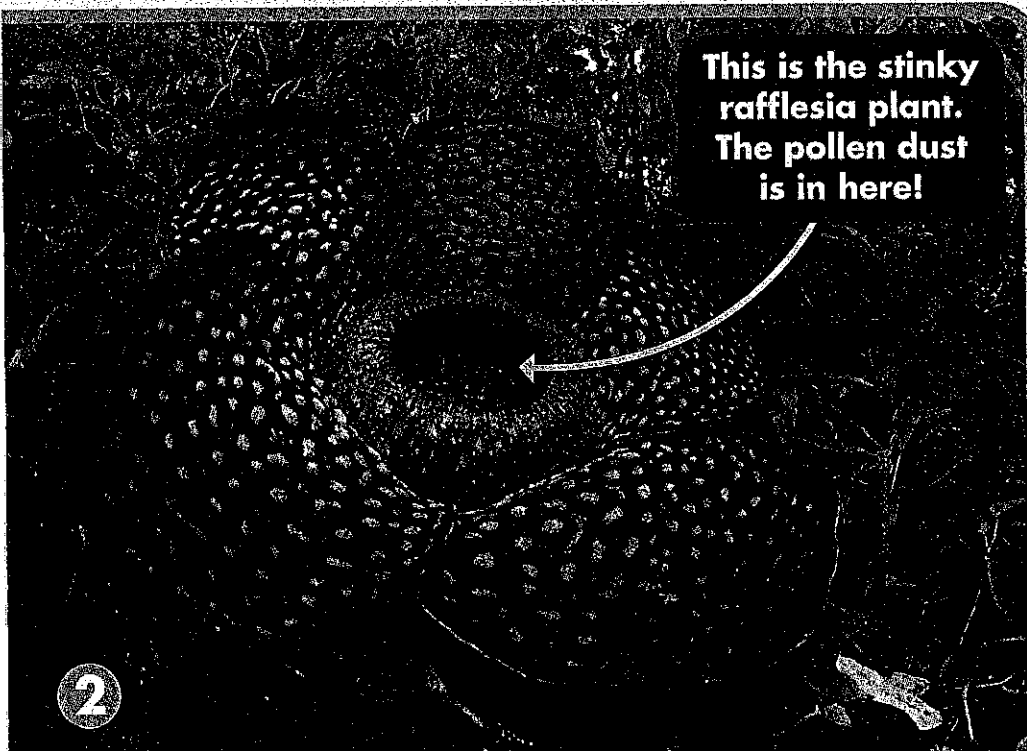
Some insects eat rotten meat. When they get a whiff of the rafflesia, they think they're smelling a tasty meal. They crawl around on the flower to take a closer look, and they get covered in dusty **pollen**.

The insects fly away and carry the pollen to other rafflesia plants. The pollen helps those plants make new seeds. One day, those seeds will

sprout. And more stinky rafflesia plants will grow somewhere new!

Slimy Plant

Smell isn't the only gross way for plants to get what they need. Take a look at the Sierra Mixe corn plant. It looks like it has gooey red fingers





This Sierra Mixe uses slime to get nutrients from the air.

growing out of it.

Those slime-covered things are roots!

The roots of most plants grow under the ground. They soak up **nutrients** from the soil. Nutrients are what living things need to stay strong and healthy.

But the Sierra Mixe grows its roots in the air instead of the ground. Its roots are covered in a thick slime called **mucus**. The mucus looks disgusting, but it has an important job.

The mucus pulls nutrients right out of the air. The corn plant grows strong, healthy—and gross!

Toilet Plant

This last plant might be the grossest one of all. It's called a pitcher plant. Pitcher plants grow in places where they can't get enough nutrients from the soil.

So some pitcher plants get their


nutrients in a totally disgusting way.

The pitcher plant is shaped like a big cup. Animals sit on its edge to lick sweet **nectar** from the plant. While the animals are resting there, they use the plant as a toilet. They poop right into the cup!

The poop is just what the pitcher plant needs. The plant breaks down the poop and gets plenty of nutrients. And the animal gets a nice bathroom break!

These plants may not smell sweet. They may not look pretty. But these three gross plants are amazing! The things that make them gross are exactly what they need to survive.

—by Blair Rainsford



Excuse me! This tree shrew is pooping in a pitcher plant.

Science Glossary

A glossary tells what words mean. Read the glossary below. Then choose the words that mean the same as the underlined words.

mucus (MYOO-kuhss)
a thick, slimy liquid


nectar (NEK-tuhr) a sweet liquid inside most flowers. Many insects drink nectar.



nutrients (NOO-tree-ents)
Things that people, animals, and plants need to stay strong and healthy. People can get nutrients from vegetables.



pollen (PAHL-uhn)
Dust made inside flowers. Pollen helps seeds grow.



1. I'm not touching that plant! It's covered in a thick, slimy liquid.

pollen

mucus

nectar

2. This salad is full of things people need to stay strong and healthy.

mucus

nectar

nutrients

3. Achoo! All this dust made inside flowers is making me sneeze!

nutrient

mucus

pollen

4. Butterflies love flowers that are full of sweet liquid.

mucus

nectar


nutrients

★Talk About It!


Which plant from the issue do you think is grossest?
Use a word from this glossary in your answer.



MY 2020 COVID-19 TIME CAPSULE



BY: _____



♡♡ ALL ABOUT ME ♡♡

I AM

YEARS OLD

I STAND

INCHES TALL

I WEIGH

POUNDS

SHOE SIZE

MY FAVORITES

TOY: _____

COLOR: _____

ANIMAL: _____

FOOD: _____

SHOW: _____

MOVIE: _____

BOOK: _____

ACTIVITY: _____

PLACE: _____

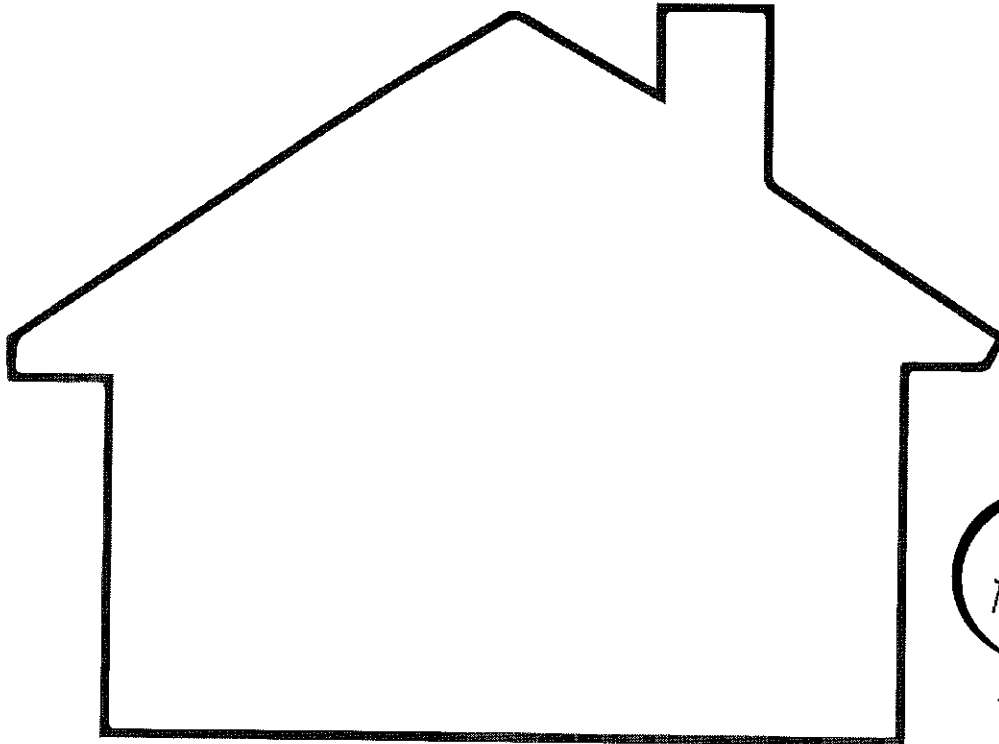
SONG: _____

MY BEST FRIEND/S:

WHEN I GROW UP I WANT TO BE:

DATE: _____

MY COMMUNITY



COLOR THIS HOUSE
TO LOOK LIKE YOURS

WHERE I AM LIVING DURING THIS TIME:



WHAT THINGS ARE YOU DOING TO HELP FEEL CONNECTED/HAVE FUN
OUTSIDE (e.g hearts in windows, chalk notes on sidewalk, etc)

HOW ARE YOU CONNECTING WITH OTHERS?



OUR HANDPRINTS



PRINT THE HANDS OF ALL THE PEOPLE LIVING IN YOUR HOME
(IN DIFFERENT COLORS) AND PLACE YOUR HANDS HERE



Week of April 13-17, 2020

2nd/3rd PE

Coach Kappy

Please pick 3 out of the 5 activities to do for the week. Please email me a picture of your child completing the activities and the dates or email me a description of the activities. You or your child may also write a few sentences about the activity and submit to the homework box located in the Lake Crest foyer.

Please email me at jenny.kapraun-veach@oakland5.org or call the school and leave a message, and I will give you a call as soon as I can.

Class	Choice 1	Choice 2	Choice 3	Choice 4	Choice 5
2nd/ 3rd Grade	Ride your bike for 15-20 minutes	Work out to some kind of exercise video	Go on a walk with your family or with a parent for 15-20 minutes	Have a dance marathon	Another physical activity that you do for 15 minutes or more (yard work, etc.)

Week of April 6-17, 2020

2nd Grade Art

Mrs. Sweeney

Please pick 1 out of the 3 activities to complete every other week. Please email me a picture of your child completing the activities or submit the activity to the homework box located in the Lake Crest foyer. Some of the art projects require supplies. Please feel free to improvise if you do not have the required supplies, or reach out to me or the office and we will work together to get you what we need. Some basic supplies will be available for pick-up in the Lake Crest foyer.


Please email me at jill.sweeney@oakland5.org or call the school and leave a message, and I will give you a call as soon as I can. My office hours are 8-10 am on Mondays and Wednesday and Tuesdays 10-12. I will be readily available at those times.

Class	Choice 1	Choice 2	Choice 3
2nd Grade	Giraffe Drawing	Kangaroo Drawing	Sidewalk Chalk Easter Eggs Drawing

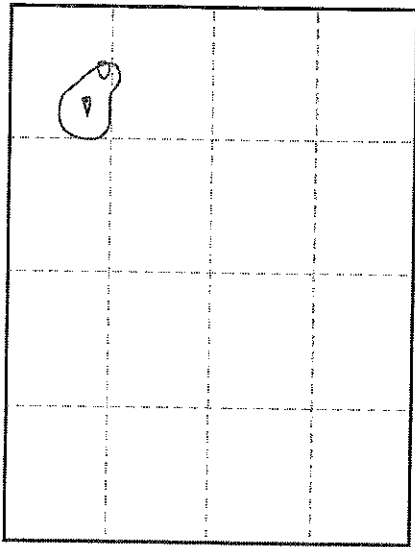
Drawing Instructions: Giraffe

Reference Drawing Lesson Sheet


1. Draw 2 circles for the eyes
2. Add angle line inside of each circle
3. Fill in area black around angle line
4. Add a large curve line above the eyes for the top of the head.
5. Draw the nose close to the bottom of the paper using a small curve line and a deeper curve line under it.
6. Add 2 circles filled in black for the nostrils on the nose. Connect the top of the head to the nose using a curve line on each side of the face.
7. Draw 2 curve lines to a point for each ear.
8. Add another curve line in the middle of the ear to divide the outer ear from the inner ear. Color the inside of the ear black.
9. Draw horns between the ears by using 2 straight lines and a curve line for each horn. Add a neck by drawing a line from the right ear to the right side of the paper and then another line from the nose to the bottom right hand corner.
10. Draw hair using straight lines between the ears and down the top of the neck. Add giraffe spots on the face using curve lines in a square movement.



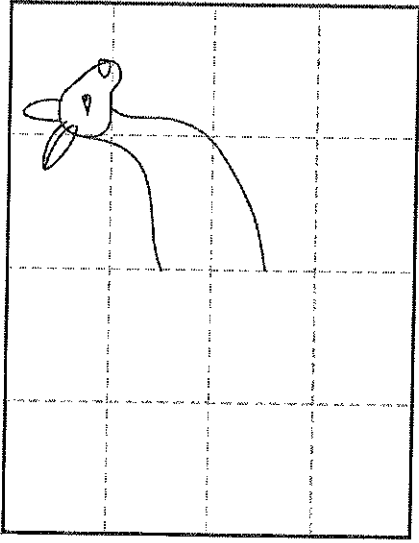
Draw a Kangaroo and Baby



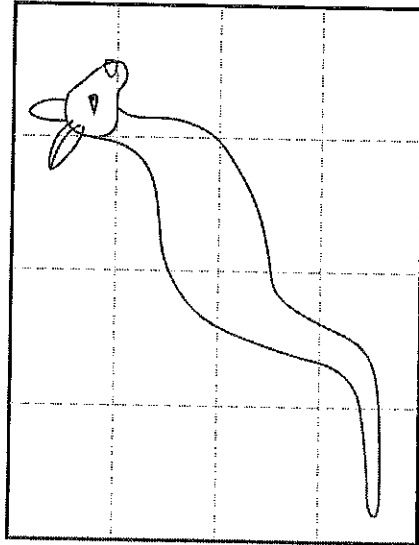
1. Print guidelines (pg 2). Draw the head.



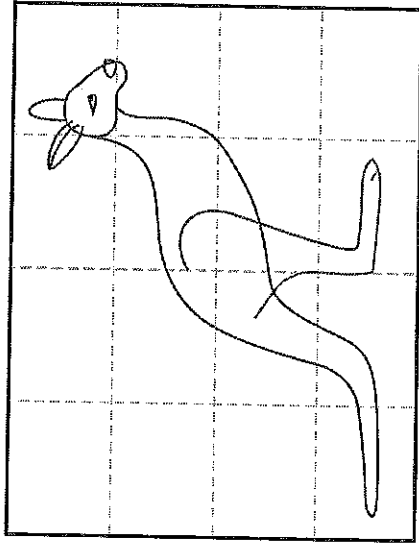
2. Add the ears.



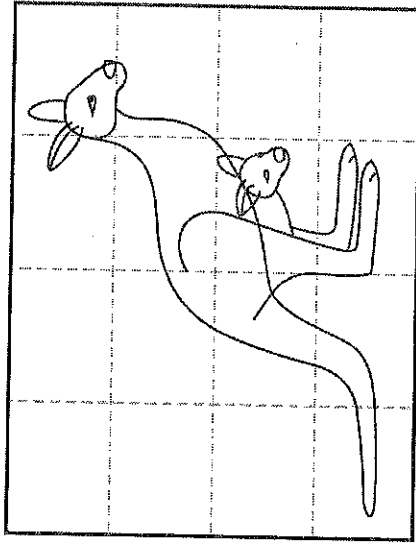
3. Start the body.



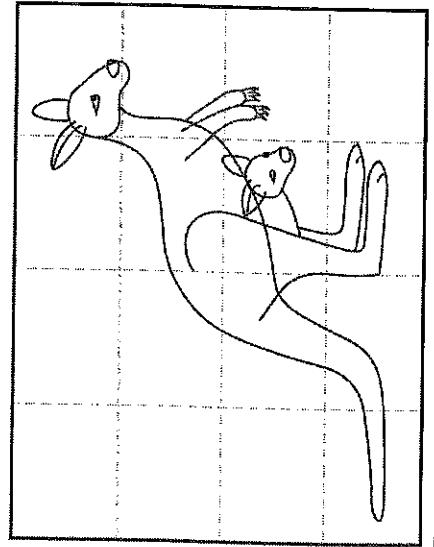
4. Finish the body, ending with the tail.



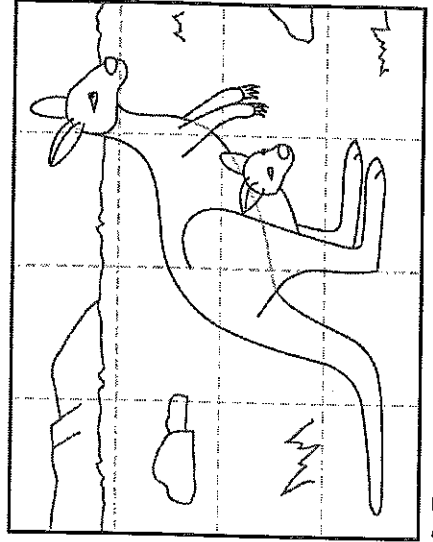
5. Draw one large leg.




6. Add the baby, and then the other leg.



7. Draw two arms.




8. Erase extra lines, and add background.



9. Trace with a black marker and color.

2nd Art / Christo
April 6-17



2nd Grade/Art/Sweeney

April 6-17

Sidewalk Chalk Easter Eggs

Materials: chalk

Directions:

Draw large colorful eggs and decorate them with line and shape patterns.

Take a picture and email it to Mrs. Sweeney.

Alternative: Draw eggs on paper, decorate and cut out.

Jill.sweeney@oakland5.org

Weeks of April 6-17, 2020

April Lee

Hello, Parents! I miss making music with your young ones, but with these activity sheets come my warmest wishes, best virtual hugs, and hopes for a brighter tomorrow! With the holiday coming up and the warmer weather, I think we're well on our way!

Students will need only a pencil and their hands to complete choice #1. Crayons, colored pencils, or markers will be needed for choice #2.

Their work is due April 17th. Why two weeks? Because one week they should do Art and the other Music. But if they have work done they wish to return with their other school work on April 13, that's great!


My "office hours" are from 10:00 a.m. to noon on Mondays, Wednesdays, & Thursdays, but you can email me anytime with questions or concerns at april.lee@oakland5.org.

Class	Choice 1	Choice 2	Choice 3 (Enrichment)
2nd Grade Music	Rhythm of Superheroes	Easter Coloring Sheet	Find a 2nd grade activity on the Lake Crest Music group on Facebook and send Mrs. Lee a picture or a video.




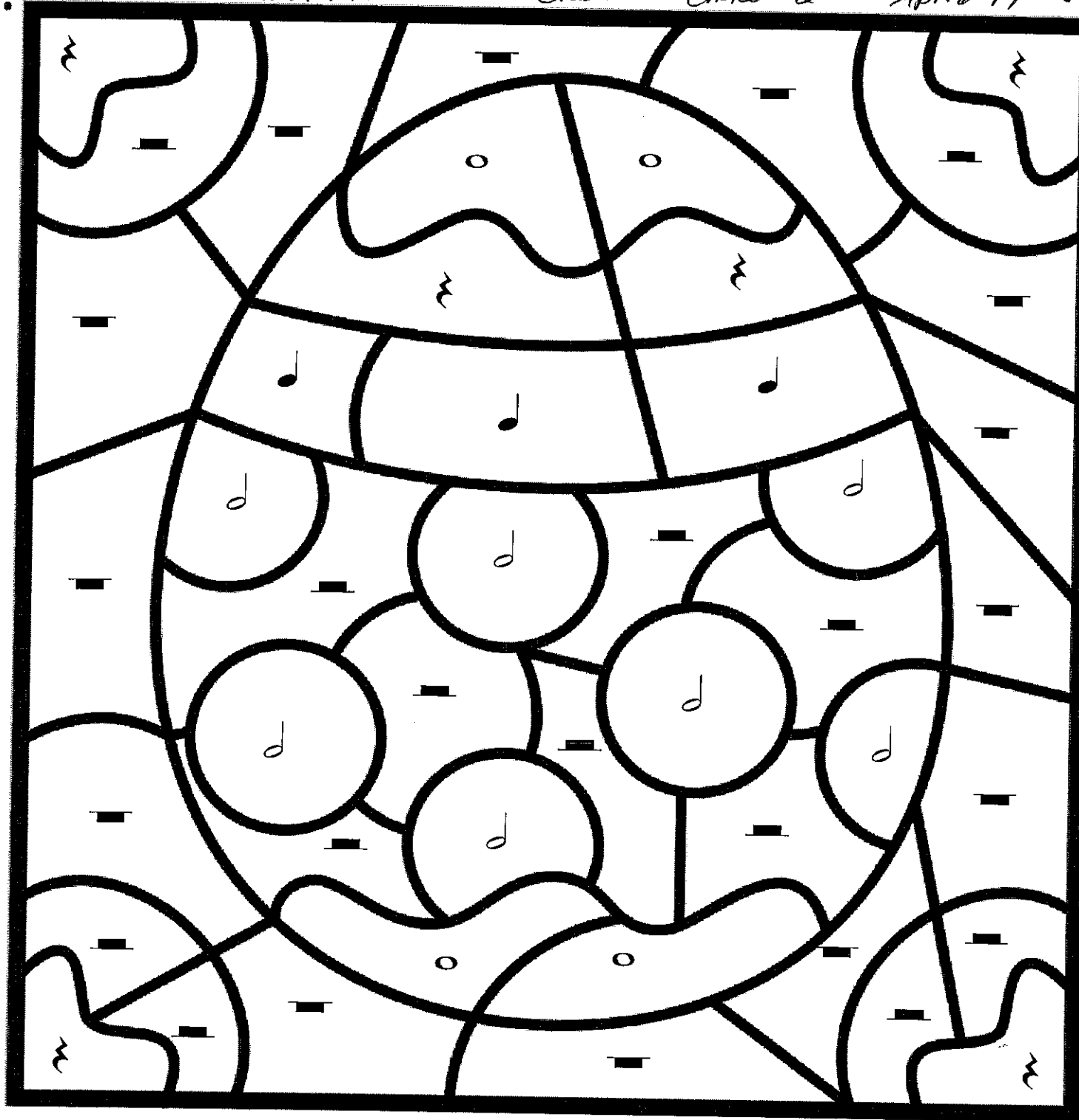
Rhythm of Superheroes






Write each of the Superhero words into the correct rhythm box.



- Superman
- Wonder Woman
- Ironman
- Cat-woman
- Green Lantern
- Batman
- Spider Man
- Ghost Rider
- Iceman
- Super Girl
- Aquaman
- Wolverine
- Daredevil
- Green arrow
- Captain Marvel
- Black Canary
- Wildcat
- Hawkman
- Nightcrawler
- Human Torch





QUARTER NOTE - GREEN 	QUARTER REST - ORANGE 
HALF NOTE - BLUE 	HALF REST - PURPLE 
WHOLE NOTE - PINK 	WHOLE REST - YELLOW 